




Community Health Summit: October 25, 2011

CURRENT HEALTH ISSUES IN CATAWBA COUNTY



Access to Care

Bobby Boyd
Volunteer Chairman
Access to Care Coalition



Access to Care

- CC's nonelderly uninsured population = 19.1%
- CC's total uninsured population = 16.9%
- CC people below the poverty level (14.3%) rose by 77% 2000-2009
- 23% of people surveyed in CC = no medical home
- 16.2% of adults surveyed in CC needed to see a doctor in the past 12 months but could not
- Survey of uninsured in Catawba County:
 - 82.3% said finances prevented seeing a doctor
 - 64.6% unemployed; 47.6% without insurance for 5+ years
- 32.8% of CC adults did not fill a prescription
 - 44.4% of them could not afford to pay for it



Cancer

Teresa Jarrett


Cancer Center Coordinator

Frye Regional Medical Center





Cancer

- New lung cancer cases in men and women are increasing, as are mortality rates
 - New colorectal cancer cases are increasing, as are mortality rates
 - Breast cancer is the most frequent cancer in women; mortality rates are declining
 - Prostate cancer is the most frequent cancer in men; new cases and mortality remain constant
- 



Communicable Disease

Lynne Laws

Community Health Manager
Catawba County Public Health



Communicable Disease

- Since 2001-2005 :
 - Salmonella rates more than doubled
 - Whooping cough rates increased
 - Hepatitis A and B rates dropped
- 82 diagnosed reports in CC in 2010
- 73% children (19-34 months) receive recommended immunizations
 - 1/4+ at risk of vaccine-preventable diseases
- 99.9% vaccinations among children entering kindergarten
- Influenza and pneumonia = 8th leading cause of death ages 0-99; 85+ at greatest risk
- 45.8% of CC adults do not get annual flu vaccine



Diabetes

Dr. Rodman Barber
Piedmont Endocrinology



Diabetes

- 9.3% (643,000) NC adults have diabetes
 - ~ 232,000 undiagnosed diabetes
 - ~ 376,000 prediabetes
- Highest diabetes prevalence in NC:
 - 15.6% African Americans; 12.4% Native Americans
- Male death rates higher in CC, lower in state
- Minorities at higher risk of diabetes-related deaths
- 5th leading cause of death ages 40-84
- Incidence decreases as education + income increase
- If trends continue, 1 /3 adults with diabetes by 2050



Heart Disease & Stroke

Kathryn Lail

Assistant VP, Cardiovascular Services

Frye Regional Medical Center



Heart Disease and Stroke

- CVD causes 31% of all deaths in NC
- CC worse than state for 4 risk factors: tobacco use, nutrition, physical activity and HBP
- CC heart disease death rate = 187.2 per 100,000; state rate = 194.7
- Catawba County stroke death rate = 55.5 per 100,000; state rate = 51.3
- Heart disease = 2nd leading cause of death
- Stroke = 3rd leading cause of death



Infant Mortality

Rhonda Stikeleather

School Nurse Manager

Catawba County Public Health



Infant Mortality

- CC's rate per 1,000 live births = 7.5
- NC rate (8.3) near lowest ever; still ranks poorly among states
- 82.7% women = prenatal care in 1st trimester
 - 82.1% in NC
- 77% of African American women = prenatal care in 1st trimester
 - 75.2% in NC
- Birth rate to mothers who smoke = 14.6; 11.0 NC



Injuries and Violence

Jennifer McCracken

Health Services Manager

Catawba County Public Health



Injuries and Violence

- Unintentional injury + motor vehicle injury = 2 of top 3 causes of death ages 0-64 in CC
- Homicide rate lower/suicide rate higher than NC:
 - Homicide 6.8 (NC 7.0); Suicide 14.8 (NC 12.0)
- Preventable injuries = majority of injuries in CC
- CC motor vehicle crash fatalities 2009 = highest since 2005; increase of 12% from 2008
- CC = 7th of top 10 counties with most motor vehicle crash fatalities
 - Alcohol-impaired drivers and speeding are significant factors in motor vehicle crash fatalities



Mental Health

Judy Dahlstrom

Program Development Coordinator

Mental Health Partners



Mental Health

- Mental Health Partners = LME for mental health, developmental disabilities + substance abuse services (Burke and Catawba)
- MHP, Pathways LME and Crossroads Behavioral Healthcare merging by July 1, 2012
- Expansion of Medicaid 1915 (b)(c) Waiver approved July 2011; effective January 2013
- Community Needs Assessment (March 2011):
 - Substance abuse treatment/services (Burke)
 - Transportation (Burke & Catawba)
 - Services to IDD population with no CAP-MR/DD funding
 - Residential treatment, halfway houses, extended care options
 - Expansion of Peer Support Services
 - Inpatient beds for adolescents
 - Bilingual staff/therapists
 - Overall capacity, including intake/services for Medicaid/Medicare

■



Nutrition and Physical Activity

Cissy Fish
Community Advocate



Nutrition and Physical Activity

- 66.5% CC adults = physical activities other than job
 - 74.3% NC adults
- 73% whites, 39.1% minorities = more physical activity
- Some college+ (75.8%), incomes \$50,000+ (83.2%) = more physical activity
- 45%+ NC children under 10 = at least 2 hours of TV/day
 - 36% NC HS students = 3+ hours/day on computer
- 56% NC adults = 1 or more sugar-sweetened beverage/day
- NC = 43rd in U.S. for adult fruit + vegetable consumption
 - 25% = 5 or more servings of fruits + vegetables/day in 2001; 20% in 2009



Obesity and Overweight

Lynn Winkler

Wellness Coordinator

The Healthy House



Obesity and Overweight

- Children 2-18 = 38.1%; less than 1/4 in 2006
- Children 2-4 = 34.3%, nearly doubled since 2006
- Children 12-18 = 49.5%, nearly half
- Percentage for children higher than NC in every age group except 5-11
- 72% CC adults overweight or obese
 - 60.2% in 2007; 65.3% for NC
- NC adult obesity more than doubled since 1990
 - 13% to 30% (1990-2009); increase of 1.9 million+



Oral Health

Kelly Isenhour

Assistant Health Director

Catawba County Public Health

Oral Health

- 59% CC residents = community fluoridated systems
 - 86% NC ; 64% US (2008)
- 44% CC Medicaid eligible individuals ages 1-20 did not use dental services (2010)
 - Better than NC except ages 1-5: CC 38%, NC 54%, 2020 target 56.4%
- 52% adults = teeth removed for decay/gum disease
 - 46.7% NC; 2020 target 38.4%
- CC kindergarteners = less decayed, missing, filled primary teeth (1.29) than state; 2020 target 1.24
- 62% 5th graders = sealants; higher than state + 2020 target 48.4%
- Kindergartner tooth decay 42%-26% (2004-2009)



Preparedness

Chantae Lail

Preparedness Coordinator

Catawba County Public Health



Preparedness

- 88.9% CC residents = 3-day food supply
 - 49% = 3-day water supply
- 64.4% = cell phones to communicate in disaster
 - 18.3% landline; 6.3% didn't know
- Evacuation order: 92.3% would comply; 3.4% would not; 4.4% not sure
 - Not evacuating: 24.9% concern about property; 22.9% lack of trust in officials; 20.4% concern about pets
- SNS mass medication distribution plan = 95.5% (June 2011); surpasses 52.5% state average
- Free KI to 1,700 CC residents in 10-mile McGuire EPZ every 7 years
 - Distributed 446 doses (2010)
- Less than 1% of CC residents (433) = physical condition requiring additional assistance in disaster



Senior Health

Kelsey Johnston

MPH Candidate

Lenoir-Rhyne University



Senior Health

- 14.1% CC population = 65+; up 50-99% by 2030
- Leading causes of death 65+ = cancer, heart disease, COPD, stroke, diabetes
- 2009 ranking of needs by older adults in CC:
 - 57.5% - long term care costs
 - 55.1% - transportation
 - 49% - home delivered meals
 - 43.8% - assistance with personal care
- 90%+ rate quality of life good, very good or excellent
- 53% = access to caregiver if homebound



STDs and HIV/AIDS

Rodney Tucker
Executive Director
ALFA



STDs and HIV/AIDS

- Chlamydia infections up by 21% (2008-2010), particularly ages 18-24
- 84.8% chlamydia and gonorrhea cases affected women (2010)
- In CC: 3 cases of syphilis (2009); zero in 2010
 - 28% statewide increase 2008-2010
- HIV rate = 9.4
- AIDS rate = 5.0
- In CC, HIV has predominantly affected white males and MSM
 - 37.5% of new HIV/AIDS cases = racial minorities
 - 25% of new HIV/AIDS cases = women



Substance Abuse

Kevin Ussery

Substance Abuse Counselor

Catawba Valley Medical Center




Substance Abuse

- 54.5% of CC adults = no drinks in 30 days
- 9.2% CC adults binge drink:
 - 13.9% (18-44) , 5.3% (45 and older); men (13.1%); women (4.8%)
- 789 DWI arrests; 124 drug arrests (2010)
- In 9 years, 18.4% Drug Treatment Court graduates arrested for new crimes
- Alcohol, tobacco, marijuana = most used by youth
 - Alcohol = substance of choice
- 13.3 years = average age kids begin drinking in CC
 - 23% teens reported getting drunk at least once in past 2 weeks
- Majority in ERs with substance-related problems = Caucasian males ages 30-49



Teen Pregnancy

Lindsey Smith
Executive Director
Council on Adolescents



Teen Pregnancy

- 51.1 % NC teens having sexual intercourse (2009)
 - 9.9% parents believe their child is sexually active
- Hispanic rate almost 3 times higher than white rate
 - 1.5 times higher than African American rate
- African American rate almost 2 times higher than white rate
- 297 pregnancies ages 15-19 (2009)
 - 3 pregnancies ages 10-14
- Repeat pregnancies (ages 15-19) 25.4% to 31% (2008-2009)
 - Higher than NC (28.4% to 28.6%)
- 72.6% of CC adults surveyed prefer comprehensive sex ed in schools rather than abstinence-only sex ed



Tobacco

Tracey Paul

Health Promotion Coordinator
Catawba County Public Health



Tobacco

- NC adult smokers = 19.8%; U.S. 17.3%
- CC adult smokers = 16.8%
- 3.8% 6th graders, 28.2% 12th graders indicated tobacco use, majority cigarettes
- 49.9% 12th graders reported tobacco very easy to get in CC (2008)
- Since state-funded prevention efforts in 2003:
 - Decline in high school smoking nearly tripled
 - Decline in middle school smoking
 - 53,000 fewer teen smokers